


# Year 2 Writing Knowledge Organiser

## Summer 2

Core text: Charlie and the Chocolate Factory by Roald Dahl



### Key Knowledge

#### By the end of this unit pupils will...

Use a range of suffixes in their spellings and follow taught rules to know when to “drop the e”, “swap the y for an i”, “double the final letter” or just add the suffix. They will choose effective **adjectives**, **verbs** and **adverbs** and draw on their reading to use vocabulary for effect.

#### By the end of this unit pupils will...

write a setting description based on the Chocolate Room from Charlie and the Chocolate Factory. They will draw on visuals from both film clips and vocabulary from the book to support them. They will use the key vocabulary from the core text to write simple, compound and complex sentences about the Chocolate Room and also apply their spelling rule knowledge to spell most words accurately.

“Charlie and the Chocolate Factory” is a well-known fiction story about a boy called Charlie who wins a golden ticket and a chance to go inside the infamous Willy Wonka’s chocolate factory. Along the way, Charlie and his Grandad Joe and the other children see a range of amazing inventions of different chocolates and sweets. As the other 4 children are not as kind and grateful as Charlie, they each meet a sticky end! Eventually, Charlie is the last child left on the tour, and Willy Wonka has an extra special surprise in store for him as a reward!

### Other curriculum links:

**Handwriting** – We will begin learning how to join letters within words using horizontal and diagonal strokes, starting and ending in the correct places. We will be continuing to use the handwriting lines to form letters of the correct sizing.

c o a d g q e s r n m h b p  
k l t i j f y u v w x z

### Key Vocabulary

#### Suffixes:

A group of letters added onto the end of a root word that can change the class and meaning of the word.

#### drop the “e” examples:

chase – chased, smile – smiling, wide – wider

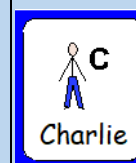
#### swap the “y for an i” examples:

funny – funniest, try – tried, greedy – greedily

#### double the final letter examples:

hop – hopped, swim – swimming, sad – sadder

#### Key Vocab from ‘Charlie and the Chocolate Factory’:




Charlie



chocolate



factory



Willy Wonka



golden ticket



waterfall



Oompa Loompa



amazed